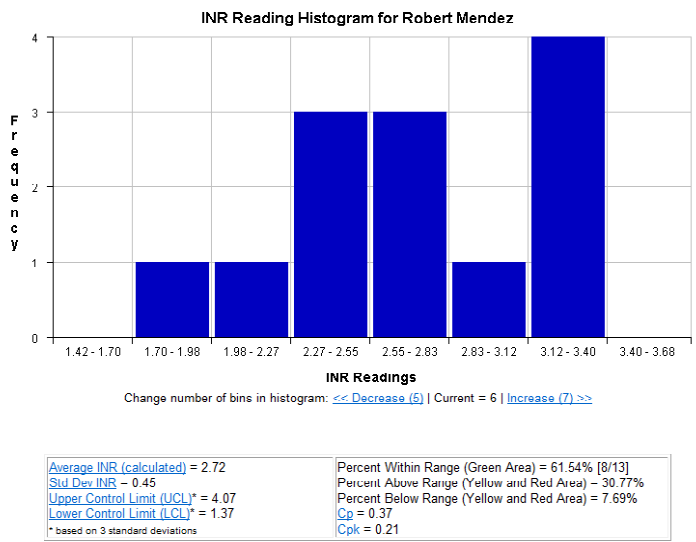
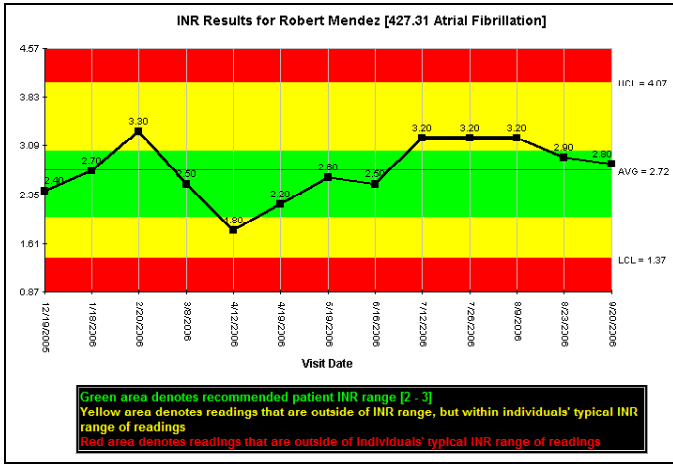
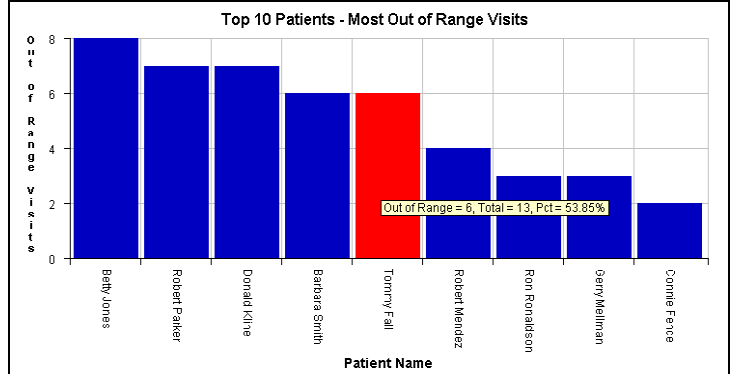
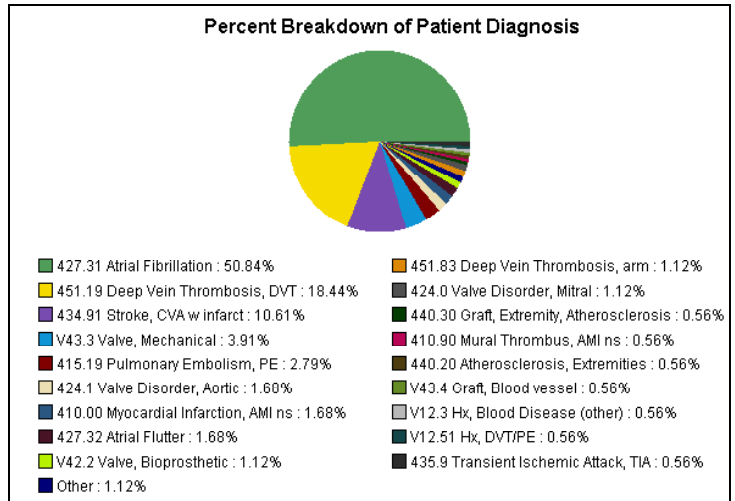
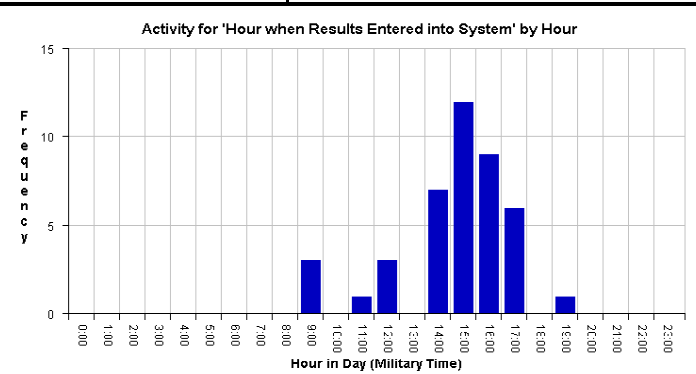
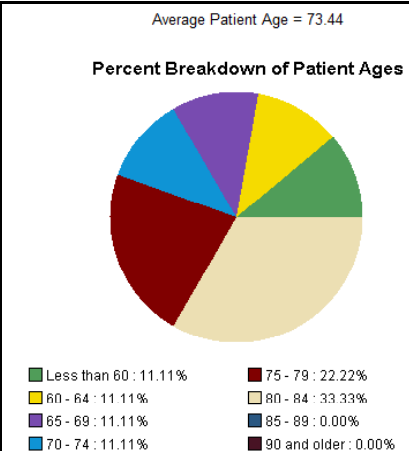


INR PRO REPORTS



Patient Visits by Date All Patients

Date	Number of Scheduled Visits
8/1/2006	1
8/2/2006	2
8/4/2006	2
8/6/2006	1
8/8/2006	1
8/9/2006	1
8/10/2006	1
8/14/2006	1
8/15/2006	1
8/22/2006	1
8/23/2006	1
8/25/2006	1
8/29/2006	3
Total	17



Scheduled Visits All Medication (Coumadin®, Warfarin, etc)

Summary	Pct%	Qty
In Range	53.06%	52
Out of Range	46.94%	46
High	18.37%	18
Low	28.57%	28
Total INR readings		98

Preferred Methods for Calculating Therapeutic Time in Range

INR Range expanded by 0.0
Ignore first 14 days after first test result

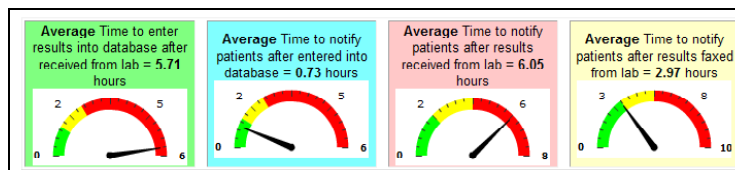
Scheduled Visits Only | Prior Visits Only | All Visits with INR results

Patient Name	Days In Range	Total Days	Pct% In Range	Visits In Range	Total Visits	% In Range	Last Visit in date range	In Range?
Barbara Smith	221	414	53.39%	10	19	52.63%	10/13/2006	low
Tommy Fall	221	297	74.25%	9	16	56.25%	10/21/2006	high
Donald Kline	180	245	73.45%	8	16	50.00%	9/19/2006	good
Gerry Mellman	123	265	46.25%	6	11	54.55%	10/5/2006	good
Ron Ronaldson	248	297	83.47%	9	12	75.00%	10/9/2006	high
Betty Jones	204	291	70.14%	10	19	52.63%	10/10/2006	good
Robert Mendez	164	245	67.05%	7	12	58.33%	9/20/2006	good
Connie Fenice	142	200	71.18%	7	10	70.00%	10/6/2006	good

INR In Range % (Rosendaal) = 62.13%
[12,120 days in therapeutic range, out of 19,506 total therapeutic days]

INR In Range % (Traditional - Percent of Visits in Range) = 53.82%
[549 visits within range, out of 1020 total visits]

INR In Range % (Cross-Section) = 62.50%
[5 patients had their last visit (during this time frame) within range, out of 8 total patients]



**Average CAT Score by Patient
All Patients**

Patient Name	Total Visits	Missed Doses Avg Score	Extra Doses Avg Score	More Vit K Avg Score	Less Vit K Avg Score	Alcohol Avg Score	Other Avg Score	Average CAT Score
Barbara Smith	12	0.00	0.08	0.00	0.00	0.00	0.08	0.17
Tommy Fall	13	0.15	0.08	0.00	0.00	0.00	0.31	0.54
Donald Kline	12	0.17	0.08	0.00	0.00	0.00	0.17	0.42
Gerry Mellman	8	0.00	0.00	0.00	0.00	0.13	0.00	0.13
Ron Ronaldson	9	0.11	0.22	0.11	0.00	0.22	0.00	0.67
Betty Jones	16	0.50	0.06	0.31	0.00	0.13	0.31	1.31
Robert Mendez	9	0.22	0.00	0.00	0.00	0.00	0.00	0.22
Connie Fence	9	0.11	0.00	0.22	0.11	0.00	0.22	0.67
Robert Parker	10	0.10	0.20	0.40	0.20	0.10	0.20	1.20
Overall Average		0.17	0.08	0.12	0.03	0.06	0.16	0.63

Total Number of Visits = 98

**Patient Education Test Scores
All Patients**

Patients with Pre-Test scores = 9

Patient	Pre-Test	Post-Test	Improvement
Gerry Mellman	11	11	0
Tommy Fall	10	11	1
Robert Parker	10	11	1
Ron Ronaldson	11	10	-1
Donald Kline	10	10	0
Connie Fence	10	10	0
Barbara Smith	10	9	-1
Robert Mendez	11	8	-3
Betty Jones	11		
Average	10.44	10.00	-0.38

Percent of Missed Visits [More than 2 Days]

Number of Total Visits	192
Number of Missed Visits	4
% Missed Visits	2%

Breakdown of Missed Visits

Patient Name	Date	# Days Missed
Donald Kline	4/5/2006	3
Robert Parker	4/5/2006	7
Jon Doe	4/16/2006	2
Jon Doe	4/12/2006	4

Start Date = 2/1/06

**Physician Contacts for Patient Visits
All Patients**

Patient Name	Physician Contacts	Number of Visits	% of Contacts
Jon Doe	0	5	0.00%
Barbara Smith	0	12	0.00%
Amy Bolton	1	7	14.29%
Tommy Fall	0	13	0.00%
Donald Kline	2	12	16.67%
Gerry Mellman	0	8	0.00%
Ron Ronaldson	0	9	0.00%
Betty Jones	3	16	18.75%
Robert Mendez	0	9	0.00%
Paul Waite	0	1	0.00%
Connie Fence	0	9	0.00%
Robert Carter	1	10	10.00%
Total	7	111	6.31%

Percent of Dose Changes per 100 Days of Warfarin Therapy

For All Visits (Prior and Scheduled)

[View All Visits](#) | [View Scheduled Visits Only](#) | [View Prior Visits Only](#)

Start Date: 6/1/06
End Date: 5/7/2007

Patient Name	Earliest Visit	Warfarin Start	Number of Visits	Days of Therapy	Dose Changes	Change % of Visits	Changes per 100 days
Connie Fence	6/27/2006	2/1/2005	6	340	2	33.33%	0.59
Betty Jones	6/6/2006	2/28/2001	9	340	2	22.22%	0.59
Jon Doe	8/6/2006	12/1/2005	3	340	1	33.33%	0.29
Donald Kline	6/14/2006	9/1/2004	6	340	1	16.67%	0.29
Robert Mendez	6/16/2006	5/5/2004	6	340	1	16.67%	0.29
Robert Parker	6/8/2006	12/1/2003	6	340	1	16.67%	0.29
Barbara Smith	6/15/2006	1/1/2004	9	340	1	11.11%	0.29
Tommy Fall	6/27/2006	2/20/2000	8	340	0	0%	0.00
Gerry Mellman	6/2/2006	1/1/1996	7	340	0	0%	0.00
Ron Ronaldson	6/16/2006	6/6/2002	6	340	0	0%	0.00

Number of Total Days of Therapy	3400
Number of Dosage Changes	9
Number of Total Visits	66
Percent of Dose Changes	13.64%
Dosage Changes per 100 Days of therapy	0.26

The following 1 patients have yet to be contacted about their lab results
Please include patient comments and instructions provided to patient

Name	Results Entered At	Reason for Visit	Links
Jon Doe	9/22/2006 10:31:03 PM view details >>>	Scheduled Visit	View lab INR and protime results >>>

Patient Birthday Card Mailings - December

First Name	Last Name	Address	City	State	Zip	Training Date	B-Day
Gerry	Mellman	111 Deer Ridge Cir	Houston	TX	77019	3/23/2006	12/1/1924
Connie	Fence	2030 21st Ave. Apt #109	Minneapolis	MN	55405	3/27/2006	12/10/1934

Patients in Clinic [more than 30 Days] without Survey

Patient Name	First Clinic Visit	Days in Clinic	Address	City/State	Survey
Barbara Smith	3/1/2006	432	43 Mason Rd	Minneapolis, MN 55402	survey sent
Amy Bolton	4/3/2006	399	113 Sampson Road	Houston, TX 77015	survey sent
Tommy Fall	3/21/2000	412	3304 Schmitt Dr. SE	Minneapolis, MN 55403	survey sent
Donald Kline	4/4/2006	398	22 160th Ave	Houston, TX 77019	survey sent
Gerry Mellman	3/30/2006	403	111 Deer Ridge Cir	Houston, TX 77019	survey sent
Ron Ronaldson	4/11/2006	391	650 Bowl St	Houston, TX 77012	survey sent
Betty Jones	3/20/2006	413	800 Manatee Dr.	Houston, TX 77017	survey sent
Robert Mendez	4/12/2006	390	200 / I erreneo Dr	Minneapolis, MN 55401	survey sent
Paul Waite	4/11/2006	391	2229 Yellow Ave. NE	Minneapolis, MN 55401	survey sent
Connie Fence	4/4/2006	398	2030 21st Ave. Apt #109	Minneapolis, MN 55405	survey sent
Robert Parker	4/3/2006	399	1728 24th St. NE	Houston, TX 77019	survey sent

Referring Physician Mailing List, Excel Table Form

Name	Address	City	State	Zip
Bob Thomas MD	100 Main St	Minneapolis	MN	55401
Sarah Reardon MD	999 Expressway St	Houston	TX	77019
Jerry Candon MD	100 Main St	Minneapolis	MN	55401
Robert Smithson MD	100 Cedar Ct	Houston	TX	77019








The following 9 patients are overdue for their next lab analysis

Patient Name	Phone	Next Scheduled Visit	Links
Connie Fence	Home: 555-555-3433 Cell: 555-555-3553	3/31/2006 [402 days overdue]	Change Visit Date
Tommy Fall	Home: 555-555-2212 Cell: 555-555-3232	4/12/2007 [25 days overdue]	Change Visit Date
Robert Parker	Home: 555-555-6233 Cell: 555-555-1223	4/12/2007 [25 days overdue]	Change Visit Date
Ron Ronaldson	Home: 555-555-7699 Cell: 555-555-8299	4/16/2007 [21 days overdue]	Change Visit Date
Donald Kline	Home: 555-555-3312 Cell: 555-555-3763	4/17/2007 [20 days overdue]	Change Visit Date
Robert Mendez	Home: 555-555-1551 Cell: 555-555-1333	4/18/2007 [19 days overdue]	Change Visit Date
Barbara Smith	Home: 555-555-5532 Cell: 555-555-5535	4/21/2007 [16 days overdue]	Change Visit Date
Betty Jones	Home: 555-555-5535 Cell: 555-555-5765	4/24/2007 [13 days overdue]	Change Visit Date
Gerry Mellman	Home: 555-555-6733 Cell: 555-555-1267	4/26/2007 [11 days overdue]	Change Visit Date

Patient Name: **Tommy Fall**

Today's Date: 5/7/2007

Date of Last Dosage Change: 6/8/2006 12:14:37 PM

Sunday	Monday	Tuesday	Wednesday	Thursday	Friday	Saturday
6 mg 	4 mg 	6 mg 	4 mg 	4 mg 	6 mg 	4 mg 

Your total dosage per week = **34 mg**

Your next date of testing is: 4/12/2007

Total mg amount per week = **34 mg**

Warfarin Type: **Warfarin** ▾

Patient Pill Sizes Currently Available to Patient



Dosage Change History (Last 10 changes)

Date	SUN	MON	TUE	WED	THU	FRI	SAT	Total
6/8/2006 [delete]	6	4	6	4	4	6	4	34
5/30/2006 [delete]	2.5	2.5	2.5	3.75	2.5	2.5	2.5	18.75
5/19/2006 [delete]	4	4	6	4	4	6	4	32